


COUNTRY STONE

PALLET OVERVIEW




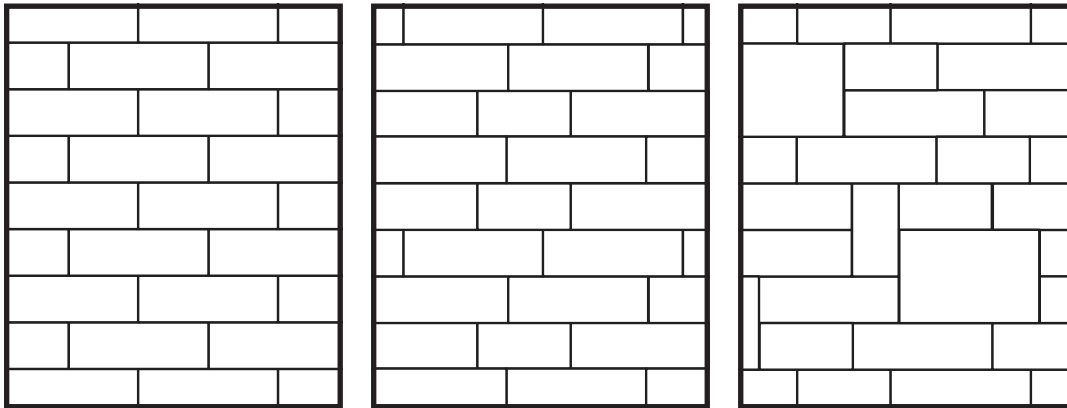
60 units / pallet
17 sq. ft. / pallet
3 layers / pallet
1,860 lbs. / pallet

SPECIFICATIONS



12" x 8" x 4"
31 lbs. / unit
3 units / sq. ft.
(per typical installation)

LAYING PATTERNS



20" x 20" x 36" Column
4 block / layer
9 layers / column
24" x 24" Column Cap on top

NOTES



DRYCAST
WARRANTY



OUTDOOR
LIVING



WALLS &
COLUMNS

COLOR SWATCHES AVAILABLE AT LAMPUS.COM • ALL WEIGHTS ARE APPROXIMATE.

APPLICATIONS